

# **IR-EGGS2**

## **REMOTE CONTROL**

## **EXTENDER**



# LOCATION OF CONTROLS

Transmitter Side



DC Power

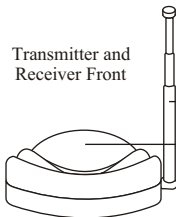
Receiver Side



IR Probe

DC Power

Transmitter and  
Receiver Front



Infrared Remote  
Control Antenna

Remote Control  
Indicators &  
IR Transmitter/Receiver

## ● Accessory



DC 12 V  
AC 220V or 240V  
Adaptor x2



Infrared  
Extender X 1

## **CAUTION:**

This equipment has been tested and found to comply with CE regulation. These regulations are designed to provide reasonable protection against harmful interference in a residential installation. This equipment generates, uses and can radiate radio frequency energy and, if not installed and used in accordance with this manual, may cause harmful interference to radio communications. However, there is no guarantee that interference will not occur in a particular situation. If this equipment does cause harmful interference to radio or television reception, which can be determined by turning the equipment off and on, the user is encouraged to try to correct the interference by one or more of the following measures:

- Reorient or relocate the receiving antenna
- Increase the distance between the interfered equipment and the receiver
- Connect the interfered equipment into an outlet on a circuit which is different from that the receiver is connected.
- Consult the dealer or an experienced radio/TV technician for help.

## **IMPORTANT SAFETY PRECAUTIONS**

- To prevent fire or shock hazard, do not submerge or expose this products to water
- To avoid electric shock, do not open this units. The IR-EGGS2 contains no user serviceable parts. Doing so will void the warranty
- Use only the power supply provided with the IR-EGGS2
- Do not overload wall outlets or extension cords.
- If you are experiencing difficulty with this products, do not attempt to service it yourself. Please call your vendor for assistance.

# Product Description

The IR-EGGS2 Wireless Infrared Remote Control Extender enables you to extend the range of your present Infrared Remote Control so that you can operate VCRs, stereos, Cable Converter, Satellite receivers, etc. Virtually any where within your home.

Unlike ordinary remote controls which are only effective in close range." line of sight" use, The IR-EGGS2 use the radio frequency which can operate through walls, doors, around corners, etc.

## Applications

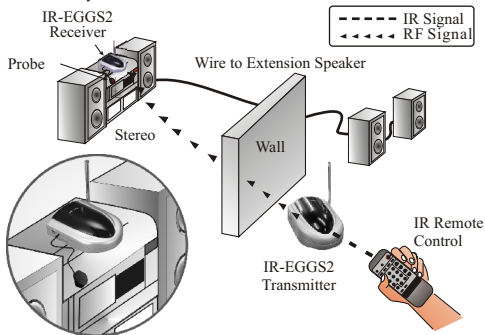
The Remote operation of electronics products that utilize IR (Infrared) remote control technology such as:

- Satellite Receivers
- Television
- VCR's (Video Cassette Recorders)
- CDs (Compact Disc)
- DVD's (Digital Video Disc)
- LDP's (Laser Disc Players)
- Cable Converter Boxes
- Audio / Hi-Fi Stereo Systems
- Wireless Video Sender Systems
- Any (IR) Remote Controlled Devices

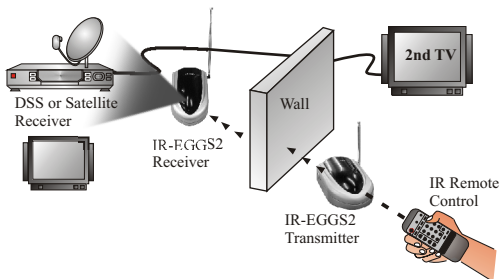
"Operation is subject to the following two conditions: (1) this device may not cause interference, and (2) this device must accept any interference, including interference that may cause undesired operation of the device."

# APPLICATION DIAGRAM

## 1. Stereo system with remote control:



## 2. DSS / Satellite Receiver with remote control:

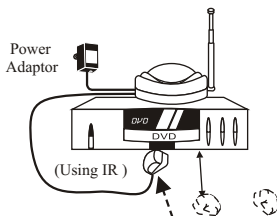


# Installation & Operation Guide

## Receiver

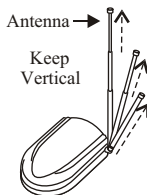
Picture 1

### Working with extender probe



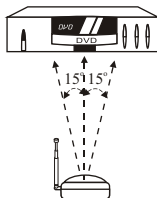
Make sure the IR probe is stuck toward IR sensor receiving Window with proper position (about within 1M and working angles  $\pm 15^\circ$ )

Picture 2



Picture 3

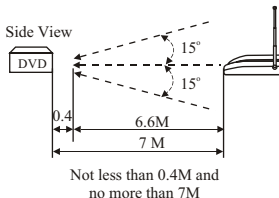
### Working without extender probe



Working Angle not more than  $\pm 15^\circ$

Picture 4

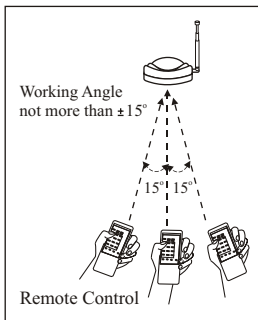
### Working without extender probe



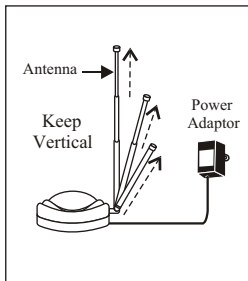
Working Angle not more than  $\pm 15^\circ$

# Transmitter

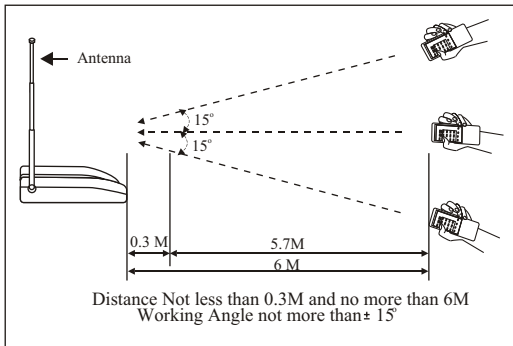
Picture 6



Picture 5



Picture 7



# Care and Maintenance

- Keep the IR-EGGS2 Remote Extender dry. If it gets wet, wipe it dry immediately.
- Use and store the IR-EGGS2 only in normal temperature environments. Extreme temperature can shorten the life of electronic devices
- Handle the IR-EGGS2 gently and carefully. Dropping it can damage the circuit board and can cause it to work improperly.
- Keep the IR-EGGS2 away from dust and dirt, which can cause premature wear of parts.
- Wipe the IR-EGGS2 with a damp cloth occasionally to keep it looking new. Do not use harsh chemicals, cleaning solvents, or strong detergents.

## Specifications

Operating Voltage .....	230 or 240VAC, 60Hz/ DC 12V, 150mA
Power Consumption (pair).....	4 Watts Max
Transmission Frequency.....	433.9MHz $\pm$ 250KHz
Power Gain.....	10dBm
Effective operating range.....	about 35M (clear line of sight)
Infrared Receiver Section: Tuning Frequency.....	38 KHz
Infrared Emitter Section: Carrier Frequency(R/C).....	38 KHz